



# simple PAGE TEMPLATES

pages 

BRAND  
NEW!


Simple Pages Page Templates will be your NEW go-to tool for quick and easy scrapbooking. This reusable plastic template helps you to design a layout in minutes. Use the outside edge to trace and cut your scrapbook paper to create a mat for your photos. Next, use the openings to crop and place your photos on the mat. Create multiple looks by rotating the Page Template and adding journaling to one or more of the openings using the Journal Templates. Scrapbooking has never been this easy or FUN! Scrapbooking is now as easy as 1-2-3!

- 1** Create a ¼" mat for your photos by tracing around the outside edge of the Page Template. Trim paper to size.




- 2** For perfect photo placement every time, place the template over the mat, and use the openings as a guide to adhere your photos. Can be rotated for vertical or horizontal placement.

- 3** Adhere to a sheet of Color Vibe cardstock, embellish with Page Pieces, and create a scrapbook page made in minutes!




Page Template - Design 1  
#15827 | 6 per unit  
Includes (1) 2-3x4 and 2-4x6 divided template



Page Template - Design 2  
#15828 | 6 per unit  
Includes (1) 2-3x4 and 1-4x6 divided template






Page Template - Design 3  
#15829 | 6 per unit  
Includes (1) 6-3x4 divided template



Page Template - Design 4  
#15830 | 6 per unit  
Includes (1) 2-4x6 divided template



Page Template - Design 5  
#15831 | 6 per unit | Includes (1) 4-4x4 divided template




Photo Mat Templates | #15832 | 6 per unit  
Includes (5) pieces in 2x3, 3x3, 3x4, 4x4 and 4x6 sizes

